



INTELLI-SENSE

Addressable Device

INSTALLATION MANUAL



TI-002231

STANDARD DETECTOR BASE (INTELLI-SENSE)



GENERAL DESCRIPTION

The "Low Profile Adaptor Base" is a low profile support for ceiling installation of the fire security Altair analogue series detectors.

Note: Before installing this base please thoroughly read this leaflet and refer to the applicable European Standards and National Codes of Practice (e.g. BS5839-1:2002 for UK) for guidance on location, spacing and acceptable use. Also seek guidance from the compatible control panel instructions to ensure appropriate design criteria and configuration specifications are followed.

ADAPTOR BASE INSTALLATION

- 1) Select the position where you want to install the detector and the base.
- 2) Install the base in the selected position by inserting the screws in the circles indicated in figure 1.

WIRING

After having installed the base to the ceiling, wiring has to be carried out in order to connect the base to the analogue loop and so to the installation.

Analogue loop wires must be correctly connected to the base's terminals: check the performed wiring by referring to the figure 2 diagram.

Figure 2A shows the detail for the length of reference for the strip of the connection wires.

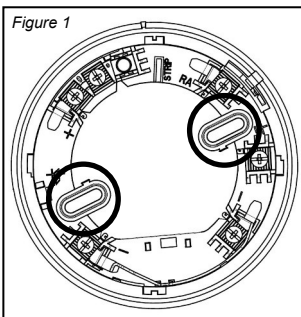


Figure 1

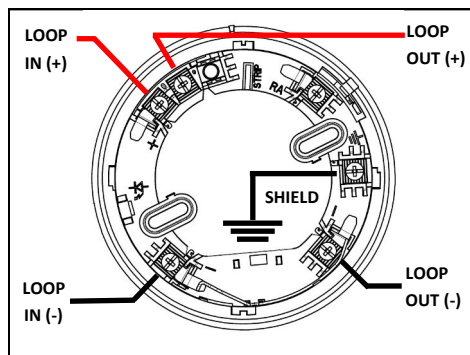


Figure 2

REMOTE OUTPUT CAPABILITY

Remote output capability is available as a standard feature, so a remote indication lamp or a compatible platform sounder may be wired to the base terminals (Figure 3).

Remote output current must be limited to a maximum of 20mA.

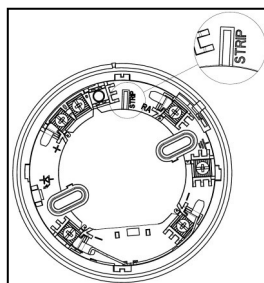


Figure 2A -
Strip detail

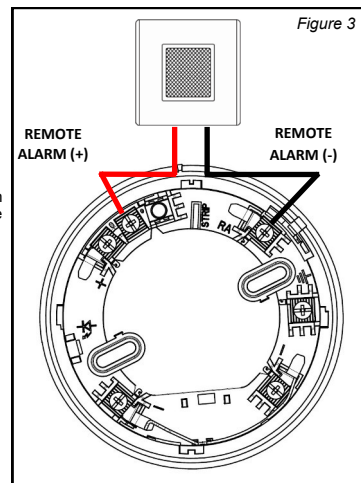


Figure 3

ANTI-TAMPER DETECTOR LOCK

The detector can be locked to its base as a deterrent to intentional removal performed by non authorized personnel.

Using a cutter, remove the anti-tamper plastic detail, as illustrated in figure 4.

To unlock the detector, insert the tip of a screwdriver into the side slot of the base by exerting only a light pressure (figure 5), and release the detector by turning it anticlockwise.

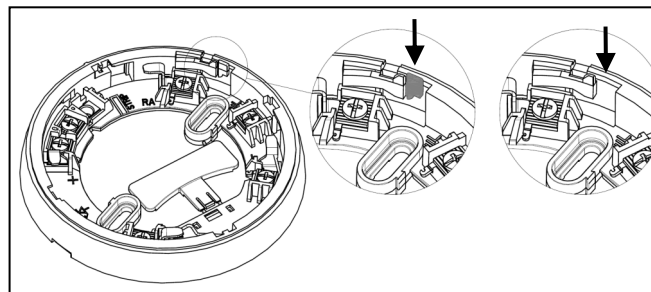


Figure 4



Figure 5

EXTERNAL ADDRESS MARKING

Analogue detector's address can be externally marked using the plastic tag supplied together with the base.

Tear off the plastic tag from the inside of the base, write or label the analogue address on it and, finally, insert it in the side slot of the base itself (picture 6).

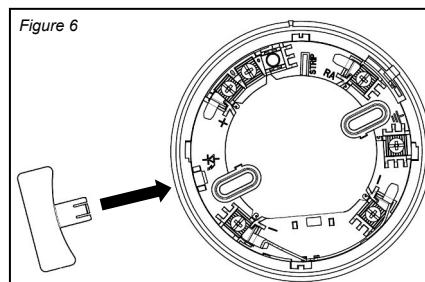


Figure 6

WARNINGS AND LIMITATIONS

Our devices use high quality electronic components and plastic materials that are highly resistant to environmental deterioration. However, after 10 years of continuous operation, it is advisable to replace the devices in order to minimize the risk of reduced performance caused by external factors. Ensure that this device is only used with compatible control panels. Detection systems must be checked, serviced and maintained on a regular basis to confirm correct operation.

Smoke detectors may respond differently to various kinds of smoke particles, thus application advice should be sought for special risks. Detectors cannot respond correctly if barriers exist between them and the fire location and may be affected by special environmental conditions.

Refer to and follow national codes of practice and other internationally recognized fire engineering standards.

Appropriate risk assessment should be carried out initially to determine correct design criteria and updated periodically.

WARRANTY

All devices are supplied with the benefit of a limited 3 years warranty relating to faulty materials or manufacturing defects, effective from the production date indicated on each product.

This warranty is invalidated by mechanical or electrical damage caused in the field by incorrect handling or usage.

Product must be returned via your authorized supplier for repair or replacement together with full information on any problem identified.

Full details on our warranty and product's returns policy can be obtained upon request.

Download the Ceasefire app.



Ceasefire Industries Private Limited,
Plot No. 4, Second Floor, Sector - 135,
Noida - Greater Noida Expressway,
Noida - 201 301, Uttar Pradesh (India)
t +91 120 4665800

Call our Free Hotline :
1800 120 3473 / +91 9540 666 666
or call +91 120 4223473

www.ceasefireworld.com

Follow us on:

